

Survey: Computer usage



## Report: Default Report

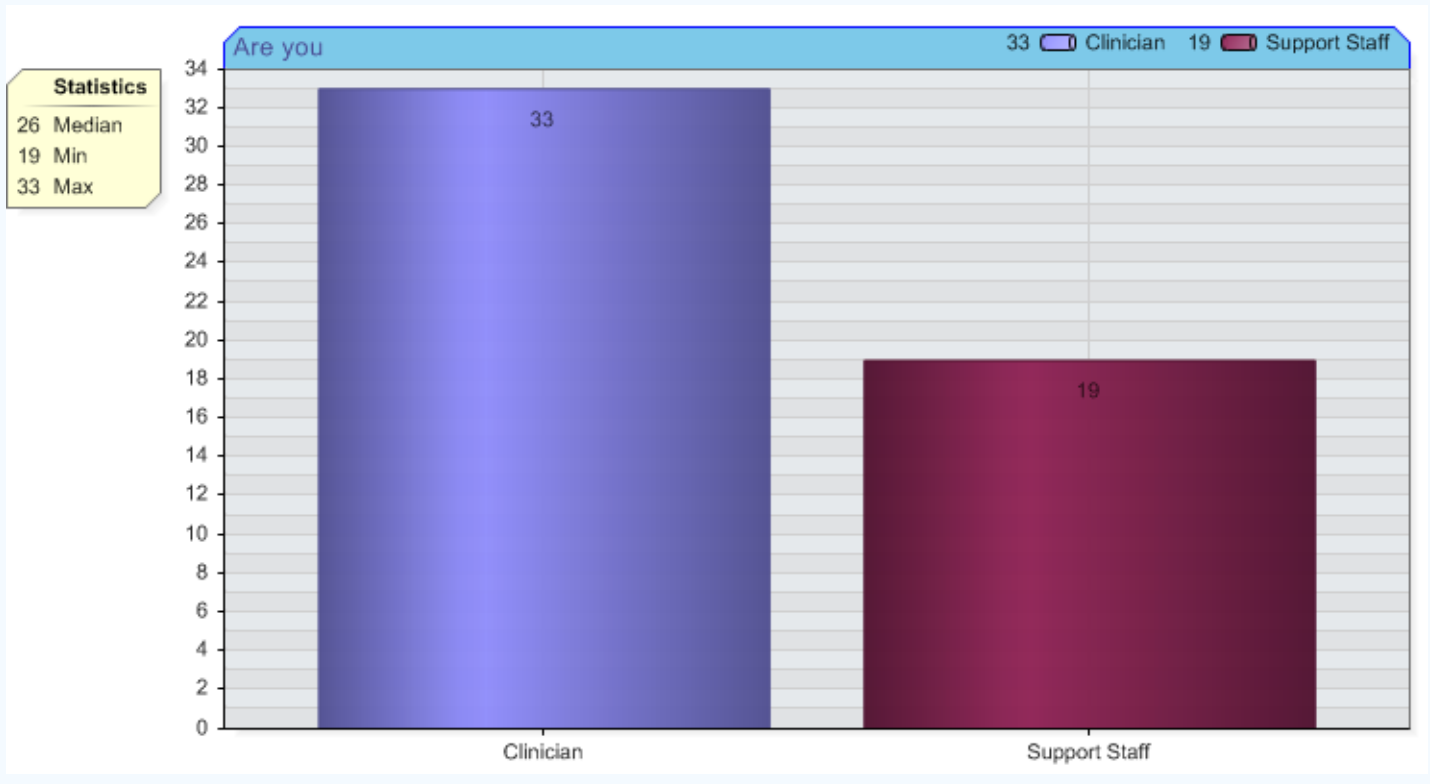
Survey Status		Respondent Statistics		Points Summary:
Status:	Closed	Total Responses:	52	No Points Questions used in this survey.
Deploy Date:	01/04/2010	Completes:	52	
Closed Date:		Partials:	0	

[Convert to PDF](#)  
[Email PDF](#)  
[Export to Excel](#)

 View Questions: 1 to 5 **6** >

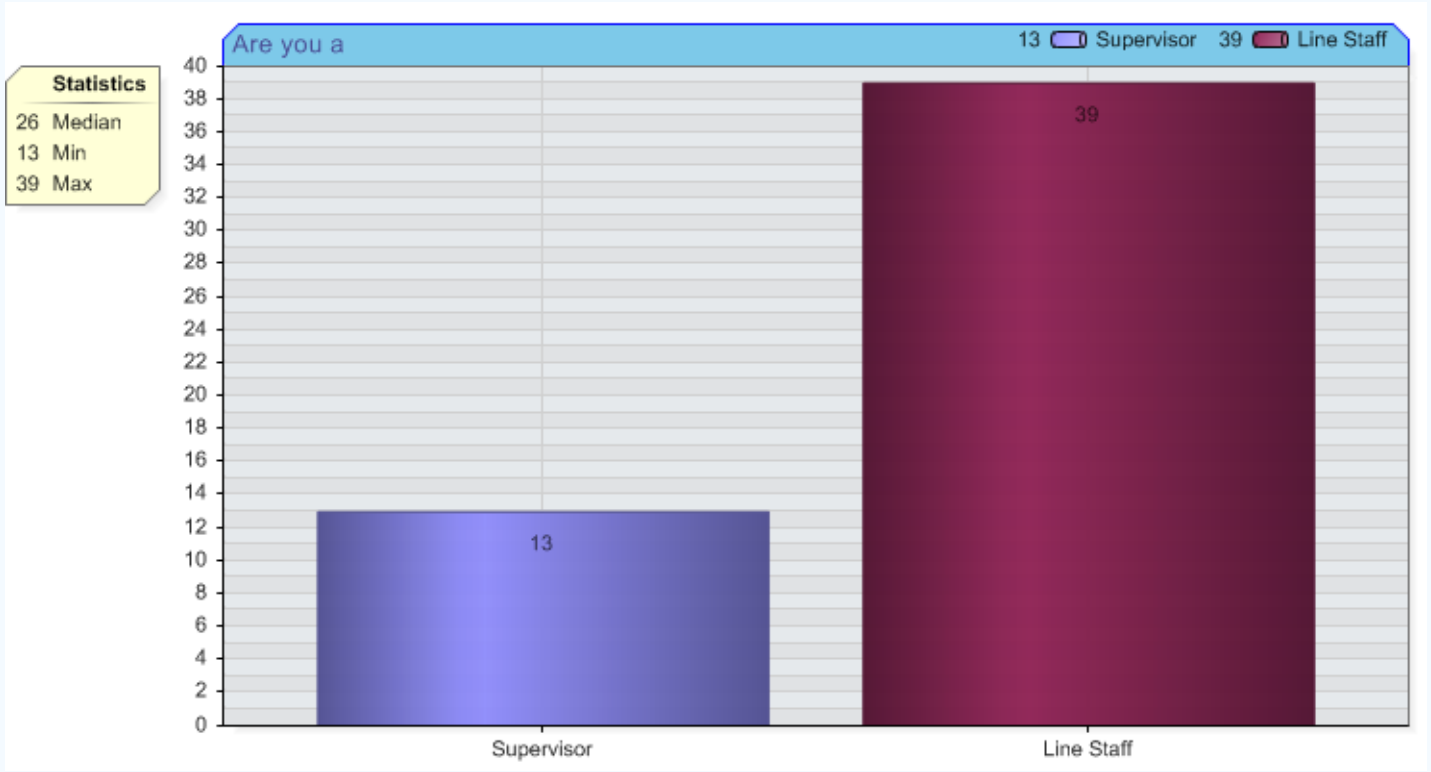
## 1. Are you

	Responses	Percent
Clinician: 	33	63.46%
Support Staff: 	19	36.54%
Total Responded to this question:		52 100%
Total who skipped this question:		0 0%
Total:		52 100%






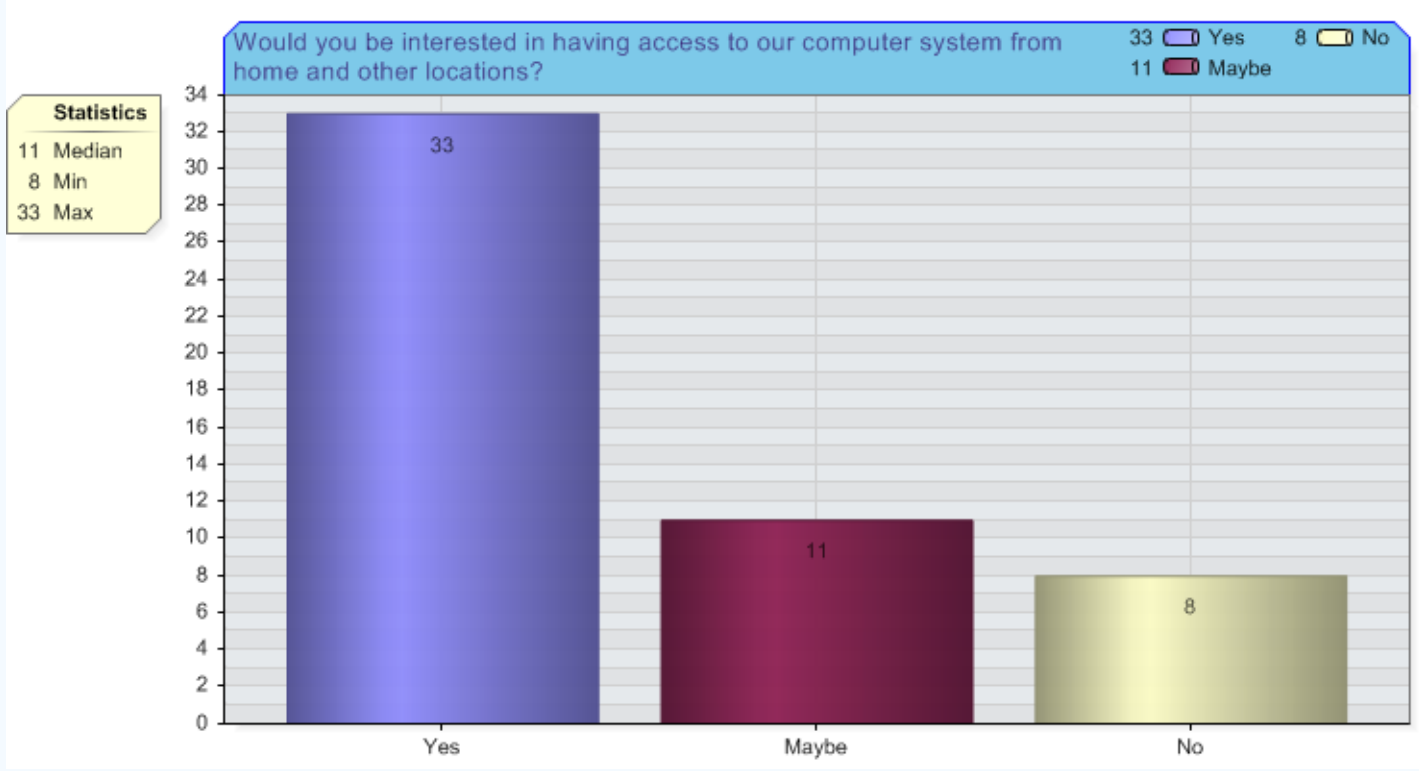
2. Are you a

	Responses	Percent
Supervisor:	13	25%
Line Staff:	39	75%
Total Responded to this question:		52
Total who skipped this question:		0
Total:		52
		100%




3. Would you be interested in having access to our computer system from home and other locations?

	Responses	Percent
Yes: 	33	63.46%
Maybe: 	11	21.15%
No: 	8	15.38%
Total Responded to this question:	52	100%
Total who skipped this question:	0	0%
Total:	52	100%



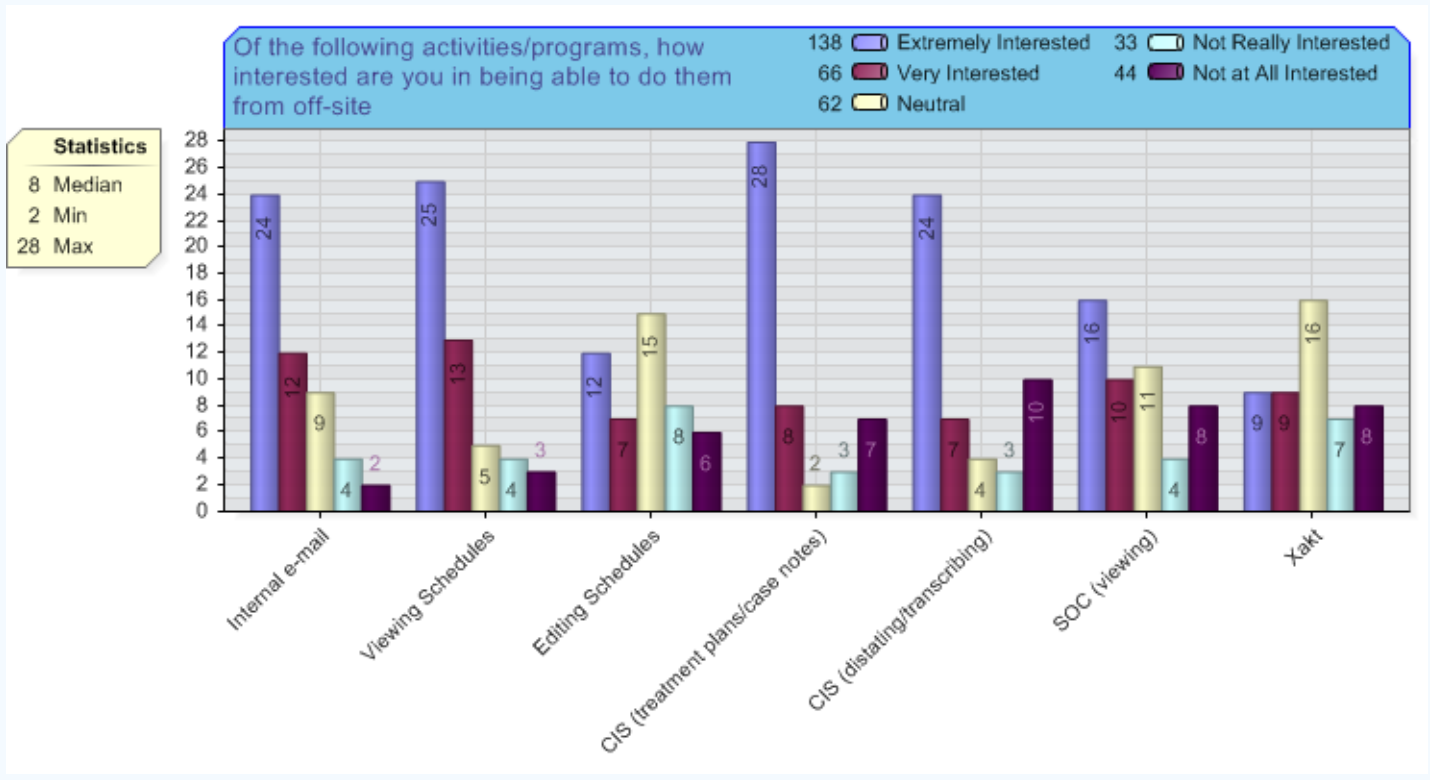
4. What would you like to be able to do off-site that you can not do currently through our computer system?

	Responses	Percent
Responses: 	42	100%
Total Responded to this question:	42	80.77%
Total who skipped this question:	10	19.23%
Total:	52	100%

Graph/Chart function not relevant for this question type.

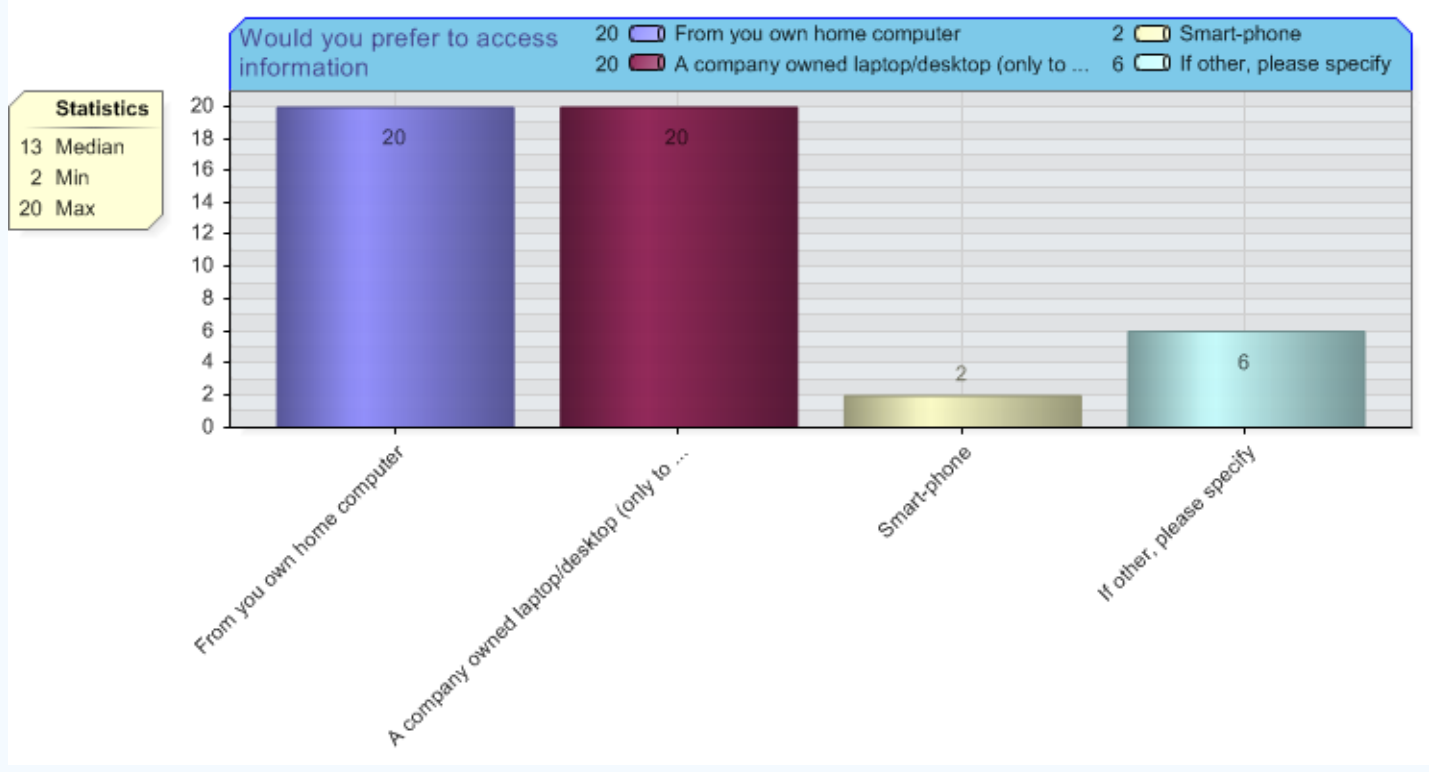
5. Of the following activities/programs, how interested are you in being able to do them from off-site

	Extremely Interested	Very Interested	Neutral	Not Really Interested	Not at All Interested	Total
Internal e-mail:	24(47.06%)	12(23.53%)	9(17.65%)	4(7.84%)	2(3.92%)	51
Viewing Schedules:	25(50%)	13(26%)	5(10%)	4(8%)	3(6%)	50
Editing Schedules:	12(25%)	7(14.58%)	15(31.25%)	8(16.67%)	6(12.5%)	48
CIS (treatment plans/case notes):	28(58.33%)	8(16.67%)	2(4.17%)	3(6.25%)	7(14.58%)	48
CIS (distating/transcribing):	24(50%)	7(14.58%)	4(8.33%)	3(6.25%)	10(20.83%)	48
SOC (viewing):	16(32.65%)	10(20.41%)	11(22.45%)	4(8.16%)	8(16.33%)	49
Xakt:	9(18.37%)	9(18.37%)	16(32.65%)	7(14.29%)	8(16.33%)	49
Total Responded to this question:					51	98.08%
Total who skipped this question:					1	1.92%
Total:					52	100%



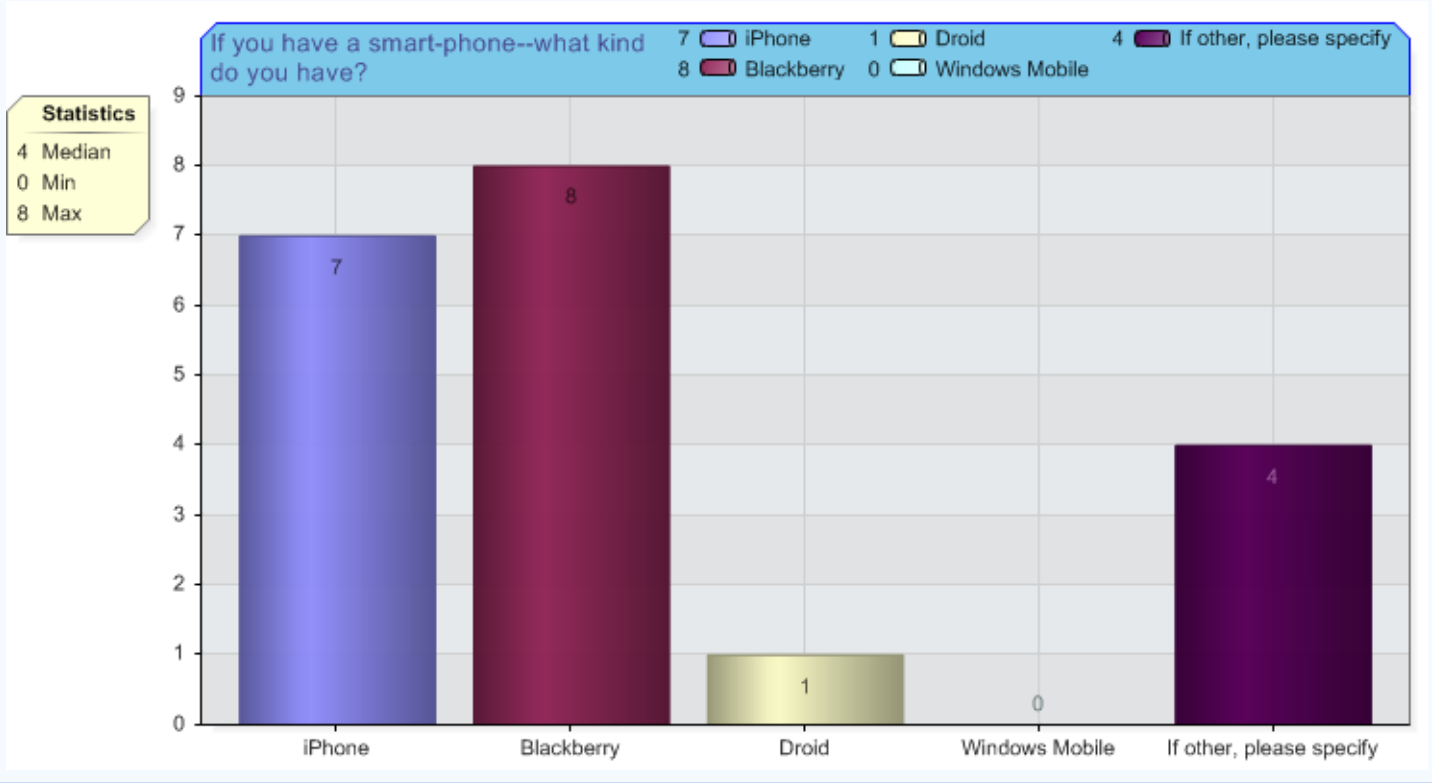
6. Would you prefer to access information

	Responses	Percent
From you own home computer:	20	41.67%
A company owned laptop/desktop (only to be used for company business):	20	41.67%
Smart-phone:	2	4.17%
If other, please specify :	6	12.5%
Total Responded to this question:		48 92.31%
Total who skipped this question:		4 7.69%
Total:		52 100%



7. If you have a smart-phone--what kind do you have?

	Responses	Percent
iPhone:	7	35%
Blackberry:	8	40%
Droid:	1	5%
Windows Mobile:	0	0%
If other, please specify :	4	20%
Total Responded to this question:		20 38.46%
Total who skipped this question:		32 61.54%
Total:		52 100%



8. How important is it for you to be able to print off-site?

	Responses	Percent
Extremely Important:	8	15.69%
Very Important:	9	17.65%
Neutral:	21	41.18%
Not Important:	9	17.65%
Not at All Important:	4	7.84%
Total Responded to this question:		51 98.08%
Total who skipped this question:		1 1.92%
Total:		52 100%

