

MID-OHIO PSYCHOLOGICAL SERVICES, INC.

624 East Main Street

Lancaster, Ohio 43130

Voice (740) 687-0042

Fax (740) 687-MOPS (6677)

Bradley A. Hedges, Ph.D.
Executive Director

www.mopsohio.com

Stephanie L. Miller, Ph. D.
Psychologist

QUARTERLY QUALITY ASSURANCE REPORT

TO: Bradley A. Hedges, Ph.D.
Executive Director

FROM: Shawna Watts, MBA *Shawna Watts*
Quality Assurance Coordinator

SUBJECT: Quality Assurance Activities Fourth Quarter Fiscal Year 2003
April, May, and June

SUBMITTED: October 3, 2003

MAJOR UNUSUAL INCIDENTS

There were three major unusual incidents during the fourth quarter. The MUI's that occurred include one medical emergency, one abuse/neglect, and one suicide attempt. The medical emergency and suicide attempt were reported to the ADAMH Board within twenty-four hours. The abuse/neglect MUI was alleged misconduct by an agency employee. This incident was reported to Children Services in Scioto County for investigation and was found to be unsubstantiated. There was some confusion as to which board should be notified of the incident, so the MUI was not reported within the twenty-four hour time frame, but was reported to the Adams-Lawrence-Scioto Counties ADAMHS board. The number of MUI's are increasing, perhaps due to an increase in the total volume of services rendered and perhaps due to the type of clients being services. This trend will be followed in future quarters.

TRANSFERS FROM STATE HOSPITALS

There was one transfer to a state psychiatric hospital in this quarter. There were ten clients who were hospitalized for psychiatric care in community hospitals. This would reflect an increase in the number of clients being referred for hospital care and may be due to an increase in the number of clients being seen at the agency and higher proportions of severely mentally disabled clients. Clients are still receiving scheduled appointments within the appropriate time frame following discharge from hospital care.



PLANT/PHYSICAL HEALTH AND SAFETY

There were no health and safety issues during the fourth quarter.

RECORDS COMPLETENESS REVIEW

An average of 56% of clinicians are meeting the 95% threshold for records completeness. The following clinicians have shown a pattern of failing to complete records requirements:

Clinician	Failed in 4 th Qtr	Total failed in 3 rd & 4 th Qtr
Dean Bachelor	2	4
Scott Craft	2	4
Chris Johnson	2	5
Stephanie Miller	3	6
Amanda Moore	2	5
Mike Selegue	1	4

Areas contributing to the failure rates of clinicians included:

- Fifty-one percent of the charts were missing a copy of the current medical card
- Thirty percent of the records reviewed were missing forms or had incomplete forms in the chart
- Twenty-three percent were missing signatures on some forms in the chart
- Forty-seven percent of the records reviewed had at least one session recorded that did not match the billing record
- Forty percent of the records reviewed had an ISP in the chart that needed updated
- Thirty-four percent of the records reviewed did not have a completed physical health assessment

PEER REVIEW

An average of 87% of clinicians are meeting the 90% threshold for peer review. A review of the the fourth quarter and the last six months of monthly QA reports showed that one clinician was failing Peer Review consistently. Mike Selegue has failed Peer Review twice in the fourth quarter and five times in the past six months. The two largest problem in this area is inconsistency in record keeping by clinicians in that case notes were not completed and billed for and signatures missing.

UTILIZATION REVIEW

There were a total of 240 new clients to the MOPS General Program during the fourth quarter. Sixty-seven percent of the new clients for the MOPS General Program were from Fairfield County.

The table below shows the total number of units of services that were rendered under each services area for the third and fourth quarters of 2003 for all of Mid-Ohio Psychological Services Inc.

Service Area	Quarter 3	Quarter 4
Diagnostic Assessment	286.1	308.3
Individual Counseling	2081.4	2078.25
Group Counseling	456.4	378.6
CSP	1462.5	1427.42
Medication/Somatic	90.7	103.1
AOD Group	68.0	54.6

Comparisons between third and fourth quarter show a slight increase in diagnostic assesment which can be attributed to an increase new client contacts.

There was also an slight increase in medication/somatic services which can be attributed to the staff psychiatrist increasing his hours of availability.

A slight decline in individual counseling can be attributed to a fluctuation in canceled and missed appointments. The average percent of losted units due to cancellation and no show rate for the fourth quarter was 36%.

A decline was recorded in CSP services, which may be related to the last month of the quarter being June, when school related CSP services decline. In addition, one of the CSP workers was out for two weeks during the month of June, one clinician transitioned from the court program to the agency where she provided fewer CSP services, and one CSP worker left the agency.

There was a decline in group counseling services, due to the socialization group being discontinued.

There was also a decline in AOD services, this decline can be attributed to the cancellation of three AOD groups during this quarter.

Attached to this report is a summary of service statistics reflecting demographic informatin on the clients who initiated services during this quarter.

AOD PROGRAM REVIEW

There are 5 women utilizing the AOD Women's group at this time. There is an average attendance rate of 63% for the members of this group.

It should also be noted that the agency was granted full re-certification of its AOD program by the Ohio Department of Alcohol and Drug Addition Services (ODADAS) during the fourth quarter. The certification is valid until May 2006.

As part of the ODADAS certification, there were many additions to the policies and procedures for the agency, they included a sexual harassment policy, a standards of acceptable behavior policy for clinical staff, a nepotism policy, procedures for waitlist management, and satisfaction survey procedures.

In addition, AOD program staff received training for CPR and Crisis Intervention.

INVOLUNTARY TERMINATIONS

There were no involuntary terminations during the fourth quarter.

REVIEW OF WAITING LIST

MOPS does not maintain a waiting list. Clients continue to be scheduled in the next available time slot as they request service.

GENERAL COMMENTS

The overall QA process was improved during the fourth quarter due to restructuring of some of the QA processes and correction of some inconsistencies in some of the reports used to collect QA data. The Administrative Coordinator was assigned as QA Coordinator to improve the timeliness of the QA process.

One problem that was identified during QA activities was that there was inconsistency with the types of referrals reported by staff on the agency's Monthly Activity Summary form. In addition, not all staff completed the form. The inconsistency with the types of referrals reported by staff was addressed by providing a letter with the Monthly Activity Summary form, asking that all referrals be reported and examples were given of the types of referrals that should be reported. To increase the response rate of staff to reporting referrals to other agencies, the letter requested that the form be turned in even if there was nothing to report and indicated that the report would be distributed to them on the first business day of the month, so that the form could be filled out as the activity occurred.

The AOD program and agency clients with an AOD diagnosis were reviewed during the fourth quarter. A random sampling of 30 charts from all clients in the agency who had an AOD diagnosis was made and a review of the type of services rendered to these clients occurred. A table entitled *AOD Level of Intensity Sample* is attached to the QA report reflecting this review.

To summarize the findings of this review process, four of the clients sampled were sent to MOPS for an evaluation or intake and never engaged in ongoing services. Eight of the clients were receiving services from another agency to address AOD issues. MOPS staff are coordinating services with the other agencies in the provision of the AOD treatment and valid Release of Information Forms were found in the chart for these cases. Fifteen of the clients were receiving services to address AOD issues in this agency. Four were enrolled in the AOD program and eight were enrolled in the MOPS General Program with AOD issues addressed on their treatment plans. Three clients have no AOD treatment goals and do not appear to be receiving services elsewhere to address these issue. This represents a gap in proper intervention by our agency.

In addition to the random sample, a review was done of the utilization of services of clients enrolled in the agency's AOD Womens group. The following is a chart of the services rendered to the members in the past nine months.

Services	Client 1 (6/02)	Client 2 (11/02)	Client 3 (9/02)	Client 4 (6/02)	Client 5 (02/03)*
Individual	24	22	16	28	9
Group	33	20	23	1**	11
CSP	36	9	27	2	10
MedSomatic	11	5	0	6	0
Missed	30	37	37	7	16

*Client not engaged in services the entire 9 months

**Enrolled in group in June 03

The members, are receiving an full array of services to manage their cases.

Client satisfactions surveys were completed with the AOD Womens group members. The results are not available at this time. A referral source survey is being sent to the Family ,Child, and Adult First Counsel members, and Fairfield County Children Services line staff to be completed on the web.

CLIENT RIGHTS AND GRIEVANCES

There was one verbal mental health client grievance during the fourth quarter. It was resolved by the clinician and client after clarification of a misunderstanding.

MOPS General

Program Summary Statistics

09-26-2003

Age of Clients:

For clients with a start date between 04/01/2003 and 06/30/2003

<i>Average</i>	23.88
<i>Minimum</i>	3.00
<i>Maximum</i>	66.00
<i>Standard Deviation</i>	14.34
<i>Variance</i>	205.71

Gender of Clients:

For clients with a start date between 04/01/2003 and 06/30/2003

<i>Gender</i>	<i># of People</i>
F	135
M	104
U	1

Number of People by City

With referral dates between 04/01/2003 and 06/30/2003

Amanda	3
Ashville	1
Baltimore	11
Beaver	1
Bremen	5
Buckeye Lake	1
Canal Winchester	1
Carroll	5
Circleville	3

MOPS General

Program Summary Statistics

09-26-2003

Corning	1
Crown City	1
Friendship	1
Heath	0
Jackson	3
Junction City	1
Kingston	1
Lancaster	126
Logan	11
Lucasville	1
McArthur	1
McDermott	1
Mechanicsburg	1
Millersport	5
Minford	2
Mt. Gilead	1
Mt. Perry	3
Murray City	1
New Boston	2
New Lexington	1
New Straitsville	0
Newark	1
Orient	1
Otway	1
Pickerington	3
Pleasantville	1
Portsmouth	10
Reynoldsburg	1

Friday, September

Page 2

MOPS General

Program Summary Statistics

09-26-2003

Rockbridge	2
Rushville	1
South Bloomfield	1
South Webster	1
Stoutsville	4
Sugar Grove	4
Thornville	8
Thurston	1
Waverly	1
Wheelersburg	4

MOPS General

Program Summary Statistics

09-26-2003

Diagnosis per client:

For clients with a start date between 04/01/2003 and 06/30/2003

<i>Average</i>	3.22
<i>Minimum</i>	1.00
<i>Maximum</i>	9.00
<i>Standard Deviation</i>	1.39
<i>Variance</i>	1.92

Offenses per client:

For clients with a start date between 04/01/2003 and 06/30/2003

<i>Average</i>	1.75
<i>Minimum</i>	1.00
<i>Maximum</i>	4.00
<i>Standard Deviation</i>	1.50
<i>Variance</i>	2.25

MOPS General Program Summary Statistics

09-26-2003

Offense Summary

For clients with a start date between 04/01/2003 and 06/30/2003

<i>Offense</i>		<i># of People with This Offense</i>
2151.02.2	Unruly Child	2
2151.31	Runaway	1
2903.13	Assault	2
2909.05	Vandalism	1
2917.11	Disorderly Conduct	1

MOPS General Program Summary Statistics

09-26-2003

Number of Clients Referred by Service

For clients with a start date between 04/01/2003 and 06/30/2003

<u><i>Service Requested</i></u>	<u><i>Number Referred</i></u>
Mental Health Screening	3

MOPS General

Program Summary Statistics

09-26-2003

Diagnosis

For clients with a start date between 04/01/2003 and 06/30/2003

<i>Diagnostic Group</i>	<i>Diagnosis</i>	<i>Code</i>	<i># of People with Diagnosis</i>
Adjustment	Adjustment Disorder Unspecified	R/O309.9	1
	Adjustment Disorder Unspecified	309.9	5
	Adjustment Disorder Unspecified	309.90	9
	Adjustment Disorder With Anxiety	309.24	2
	Adjustment Disorder With Depressed Affect	309.00	2
	Adjustment Disorder With Depressed Mood	309.0	3
	Adjustment Disorder With Disturbance Of Conduct	309.3	1
	Adjustment Disorder With Disturbance Of Conduct	309.30	2
	Adjustment Disorder With Mixed Anxiety and Depressed Mood	309.28	10
	Adjustment Disorder With Mixed Disturbance of Emotions and Conduct	309.4	6
	Adjustment Disorder With Mixed Disturbance of Emotions and Conduct	309.40	2
		Sum	
Anxiety	Anxiety Disorder NOS	300.00	3
	Generalized Anxiety Disorder	R/O300.02	1
	Generalized Anxiety Disorder	300.02	6
	Obsessive-Compulsive Disorder	R/O300.3	1
	Panic Disorder With Agoraphobia	300.21	2
	Panic Disorder Without Agoraphobia	R/O300.01	2
	Posttraumatic Stress Disorder	309.81	14
	Posttraumatic Stress Disorder	R/O309.81	8
	Social Phobia	300.23	2
	Sum		39
Behavioral	Attention Deficit Hyperactivity Disorder By History	314.02	15
	Attention-Deficit/Hyperactivity Disorder Combined Type	314.01	7
	Attention-Deficit/Hyperactivity Disorder Combined Type	R/O314.01	7
	Attention-Deficit/Hyperactivity Disorder NOS	314.9	3
	Attention-Deficit/Hyperactivity Disorder NOS	R/O314.9	2
	Attention-Deficit/Hyperactivity Disorder Predominantly Inattentive Type	314.00	1
	Conduct Disorder	312.8	4

MOPS General

Program Summary Statistics

09-26-2003

	Conduct Disorder	R/O312.8	2
	Conduct Disorder	312.80	8
	Conduct Disorder	R/O312.80	1
	Disruptive Behavior Disorder NOS	312.9	9
	Disruptive Behavior Disorder NOS	R/O312.9	1
	Encopresis,wo Constipation & Overflow Incontinence	307.7	1
	Enuresis(Not Due to a General Medical Condition)	307.6	2
	Intermittent Explosive Disorder	312.34	2
	Neglect of Child	V61.212	1
	Oppositional Defiant Disorder	313.81	22
	Oppositional Defiant Disorder	R/O313.81	7
	Physical Abuse of Adult	V61.13	1
	Physical Abuse of Child	V61.211	3
	Reactive Attachment Disorder of Infancy or Early Childhood	R/O313.89	3
		Sum	102
Cognitive/Organic	Borderline Intellectual Functioning	R/OV62.89	3
	Borderline Intellectual Functioning	V62.89	8
	Learning Disorder Not Otherwise Specified	315.9	5
	Learning Disorder Not Otherwise Specified	R/O315.9	3
	Mental Retardation, Severity Unspecified,	319	1
	Mild Mental Retardation	317	4
	Mild Mental Retardation	R/O317	1
		Sum	25
Eating Disorders	Anorexia Nervosa	307.1	1
	Eating Disorder NOS	R/O307.50	1
		Sum	2
Mood	Bipolar Disorder NOS	R/O296.80	3
	Bipolar Disorder NOS	296.80	5
	Bipolar I Disorder, Most Recent Episode Depressed Moderate	R/O296.52	1
	Bipolar I Disorder, Most Recent Episode Depressed Moderate	296.52	1
	Bipolar I Disorder, Most Recent Episode Depressed Severe With Psychotic Features	296.54	1
	Bipolar I Disorder, Most Recent Episode Mixed Severe with Psychotic Features	296.64	1
	Bipolar I Disorder, Most Recent Episode Mixed Unspecified	296.60	1
	Bipolar I Disorder, Most Recent Episode Unspecified	296.7	2
	Bipolar II Disorder	296.89	1
	Bipolar II Disorder	R/O296.89	1

MOPS General

Program Summary Statistics

09-26-2003

	Depressive Disorder NOS	311.	2
	Depressive Disorder NOS	311	13
	Depressive Disorder NOS	R/O311	2
	Dysthymic Disorder	300.4	12
	Major Depressive Disorder, Recurrent In Full Remission	296.36	1
	Major Depressive Disorder, Recurrent In Partial Remission	296.35	2
	Major Depressive Disorder, Recurrent Mild	R/O296.31	2
	Major Depressive Disorder, Recurrent Moderate	296.32	1
	Major Depressive Disorder, Recurrent Severe Without Psychotic Features	296.33	2
	Major Depressive Disorder, Recurrent Severe With Psychotic Features	R/O296.34	1
	Major Depressive Disorder, Recurrent Severe With Psychotic Features	296.34	1
	Major Depressive Disorder, Recurrent Unspecified	R/O296.30	1
	Major Depressive Disorder, Recurrent Unspecified	296.30	1
	Major Depressive Disorder, Single Episode In Full Remission	296.26	1
	Major Depressive Disorder, Single Episode Mild	296.21	1
	Major Depressive Disorder, Single Episode Moderate	R/O296.2	2
	Major Depressive Disorder, Single Episode Moderate	296.22	1
	Major Depressive Disorder, Single Episode Unspecified	296.20	1
	Major Depressive Disorder, Single Episode Unspecified	R/O296.20	1
	Mood Disorder NOS	296.90	5
	Mood Disorder NOS	R/O296.90	2
	Rule Out Dysthymic Disorder	R/O300.4	1
			Sum
			73
Other V-Codes	Academic Problem	V62.3	4
	Bereavement	V62.82	1
	Diagnosis Deferred on Axis II	799.92	8
	Malingering	R/OV65.2	1
	Neglect of Child(focus of attention is on victim)	995.53	10
	No Diagnosis on Axis II	R/OV71.092	4
	No Diagnosis on Axis II	V71.092	88
	No Diagnosis or Condition on Axis I	V71.091	5
	Parent-Child Relational Problem	V61.20	9
	Parent-Child Relational Problem	R/OV61.20	2
	Partner Relational Problem	V61.11	5
	Phase of Life Problem	V62.892	4
	Physical Abuse of Adult(attention focus on victim)	995.811	1

MOPS General

Program Summary Statistics

09-26-2003

	Physical Abuse of Child(attention focus on victim)	995.52	21
	Physical Abuse of Child(attention focus on victim)	R/O995.52	2
	Relational Problem NOS	V62.81	4
	Sexual Abuse of Adult (attention focus on victim)	995.81	7
	Sexual Abuse of Child (attention focus on victim)	R/O995.51	2
	Sexual Abuse of Child (attention focus on victim)	995.51	23
	Sibling Relational Problem	V61.8	3
		Sum	204
Paraphilias	Paraphilia NOS	302.9	1
	Pedophilia	R/O302.2	1
	Sexual Abuse of Child	R/OV61.21	1
	Sexual Abuse of Child	V61.21	6
		Sum	9
Personality	Antisocial Personality Disorder	301.7	1
	Avoidant Personality Disorder	301.82	1
	Borderline Personality Disorder	301.83	4
	Borderline Personality Disorder	R/O301.83	1
	Dependent Personality Disorder	R/O301.6	1
	Dependent Personality Disorder	301.6	7
	Obsessive-Compulsive Personality Disorder	R/O301.4	1
	Personality Disorder NOS	301.9	8
	Personality Disorder NOS	R/O301.9	4
	Personality Disorder NOS with Antisocial Features	301.91	1
	Schizoid Personality Disorder	R/O301.20	1
		Sum	30
Psychosis	Delusional Disorder	297.1	1
	Psychotic Disorder NOS	298.9	1
	Schizoaffective Disorder	R/O295.70	1
	Schizoaffective Disorder	295.70	1
	Schizophrenia Paranoid Type	295.30	1
	Schizophrenia Paranoid Type	R/O295.30	1
	Schizophreniform Disorder	R/O295.40	1
		Sum	7
Substance Use	Alcohol Abuse	305.00	8
	Alcohol Dependence	303.90	9
	Amphetamine (or Amphetamine-Like) Dependence	304.40	1
	Cannabis Abuse	305.20	12
	Cannabis Dependence	304.30	5
	Opioid Abuse	305.50	1

MOPS General

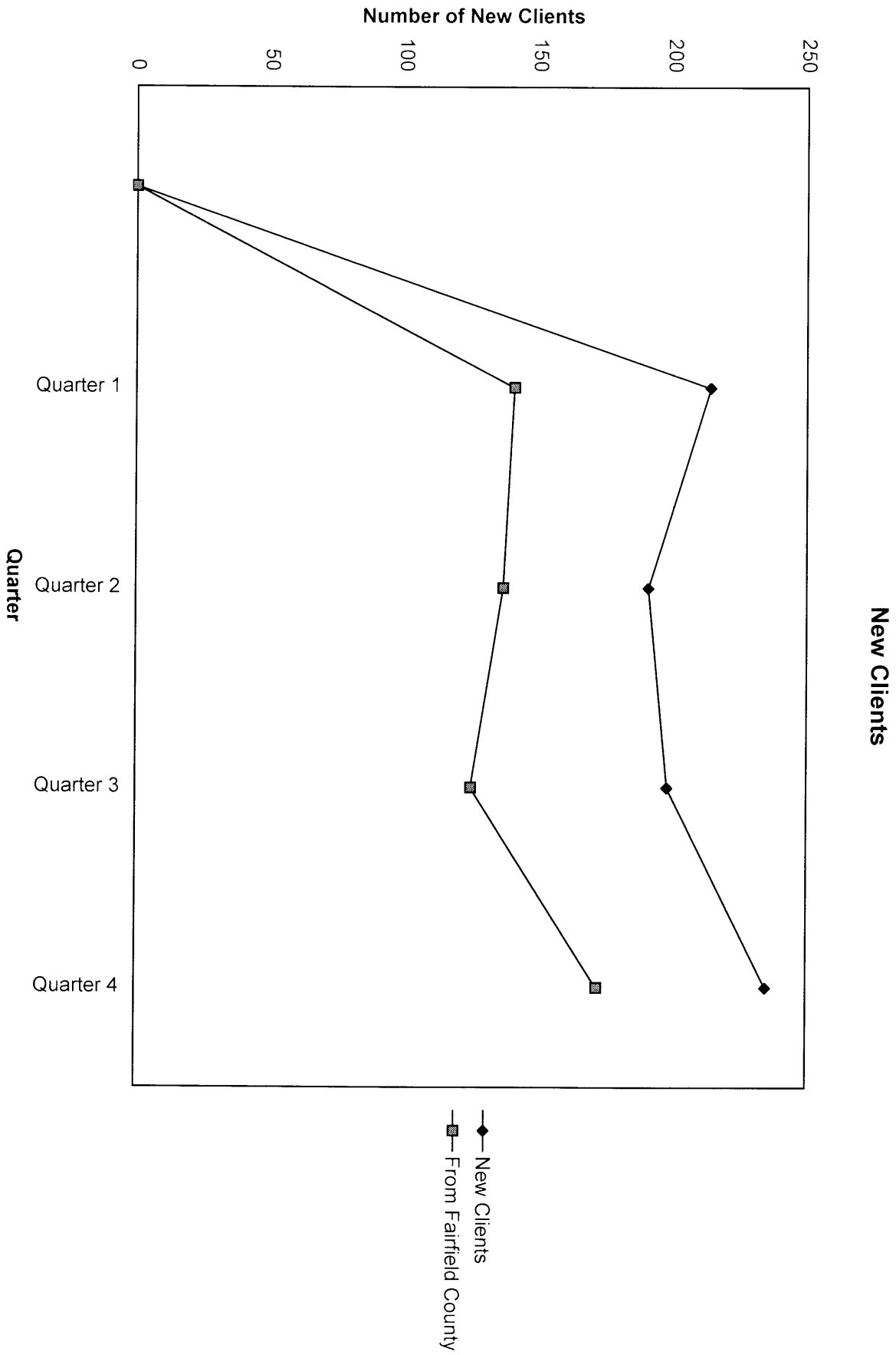
Program Summary Statistics

09-26-2003

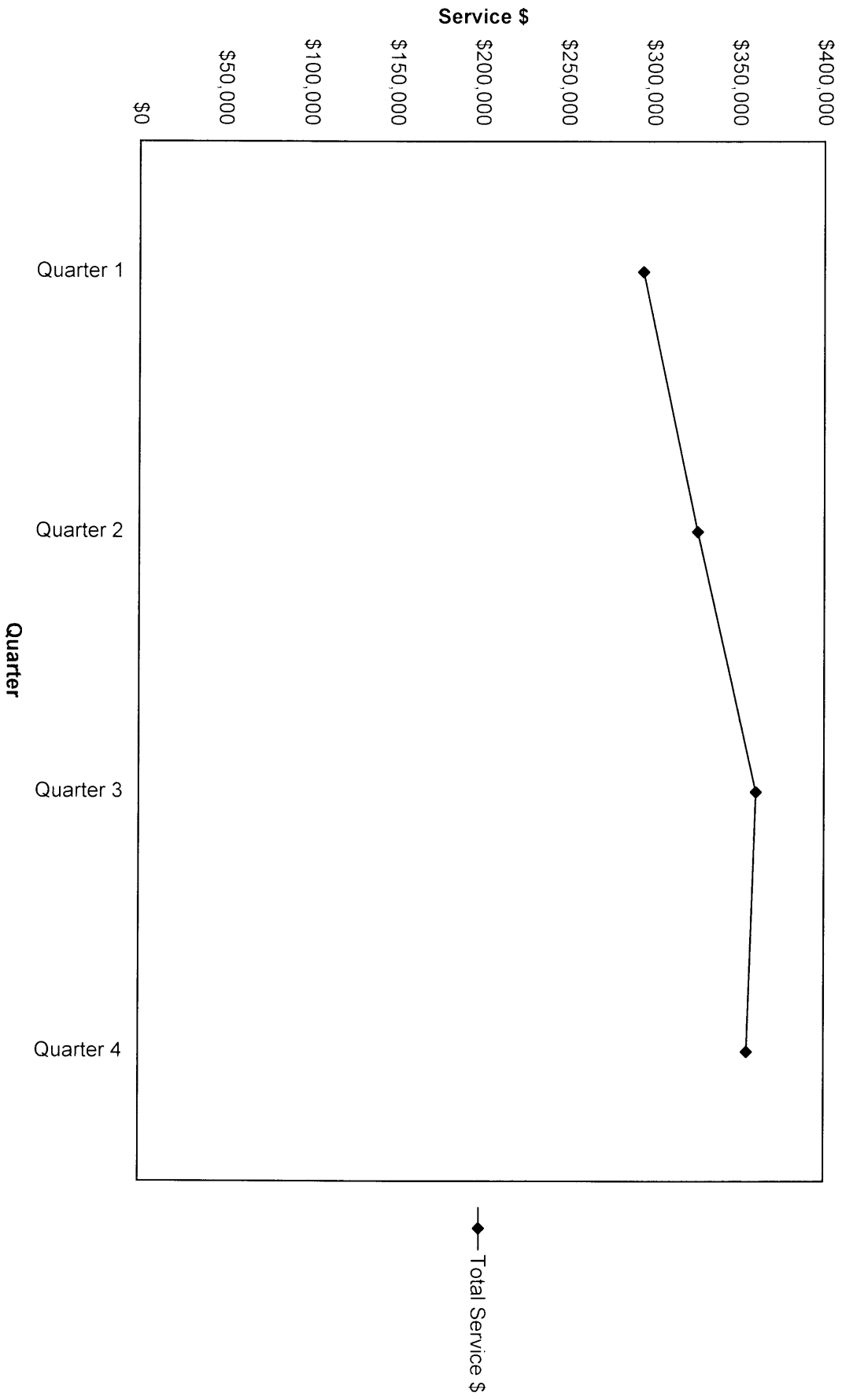
Polysubstance Dependence	304.80		3
		Sum	39

Agency Services Budget

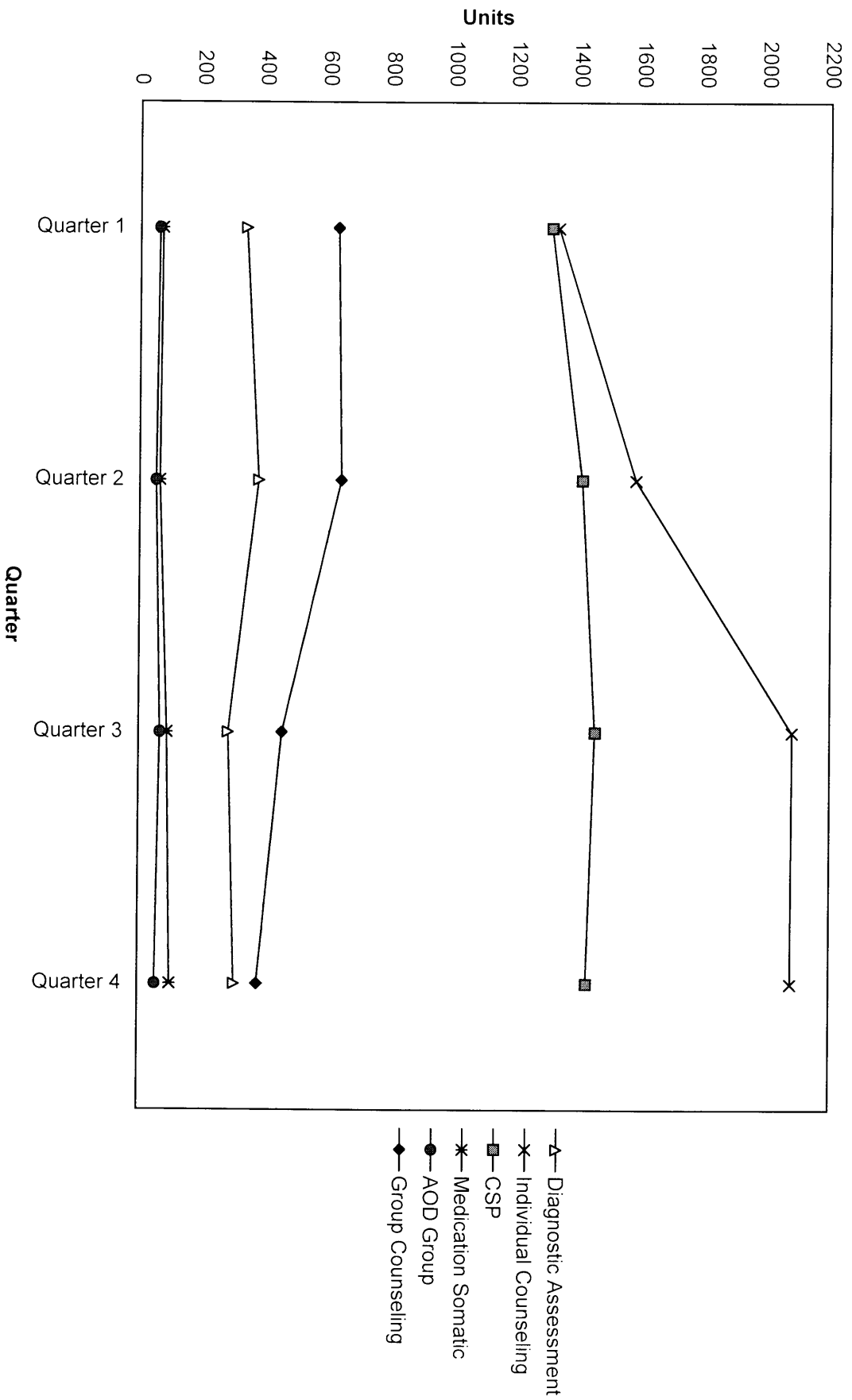
	Service Provided for Month			Budgeted for Month			Fiscal Y-T-D Provided			Fiscal Y-T-D Budgeted			Variance between Budgeted and Provided Y-T-D	
	Total For All of MOPS	Fairfield County Medicaid	Fairfield County Medicaid	Total For All of MOPS	Fairfield County Medicaid	Fairfield County Medicaid	Total For All of MOPS	Fairfield County Medicaid	Fairfield County Medicaid	Total For All of MOPS	Fairfield County Medicaid	Fairfield County Medicaid	Total For All of MOPS	Fairfield County Medicaid
Diagnostic/Assessment	140.1	66.7	\$18,914	92	54.17	\$7,313	1368.20	727.1	845	650	\$70,632 over	\$10,409 over		
Individual Counseling	665.40	400.8	\$59,886	250	189.17	\$17,025	7085.41	4321.6	2951	2270	\$372,097 over	\$184,644 over		
CSP	424.72	308.1	\$27,607	192	433.33	\$28,166	5799.80	4711.9	6760	5200	\$62,413 under	\$31,726 under		
Group	114.0	35.5	\$4,501	34	70.83	\$2,796	2327.70	737.5	1105	850	\$48,273 over	\$4,441 under		
Medication	28.20	21.8	\$5,811	15	21.0	\$31.50	331.50	258.2	327	252	\$928 over	\$1,278 over		
AOD Assessment	0	0	\$0	3	9	\$866	0	0	140	108	\$13,474 under	\$10,394 under		
AOD Individual	0	0	\$0	6	21.67	\$1,891	1	1	338	260	\$29,410 under	\$22,603 under		
AOD CSP	0	0	\$0	0	0	\$0	0	0	0	0	\$0	\$0		
AOD Group	24.50	20.0	\$933	104	65	\$2,475	268.10	194.0	1014	780	\$28,404 under	\$22,314 under		
Jail Based	86.7	N/A	\$3,035	86.7	N/A	\$3,035	1,040	N/A	1,040	N/A	0	N/A		
Court Diversion	86.7	N/A	\$3,035	86.7	N/A	\$3,035	1,040	N/A	1,040	N/A	0	N/A		
Sum \$	\$123,722	\$71,760	\$62,676	\$64,859	\$1,442,712	\$883,174	\$1,084,483	\$778,321	\$358,229 over	\$109,294 over				



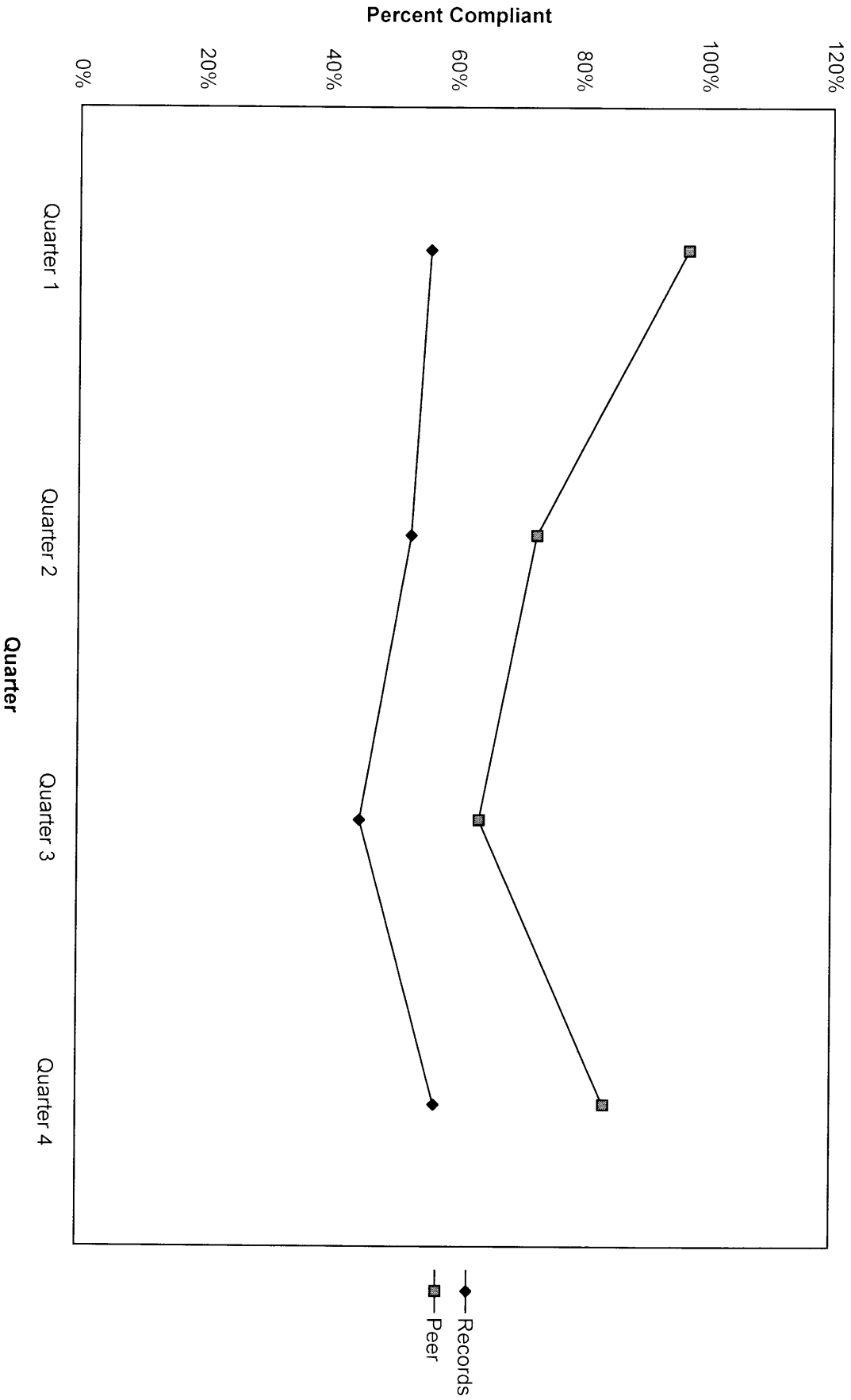
Total Quarterly \$'s of Service



Quarterly Units of Service



Quarterly Compliance Review



AOD Level of Intensity Chart Sample

Client ID Number	Diagnosis	MOPS Services AOD Program	Diagnostic Testing	Individual	CSP	ISP Goals	AOD Services Elsewhere Providers on ISP	ROI for Coordination of Services and Information Sharing
1	030610541	305.20 305.00	No	Yes	No	No goal listed	Juvenile Court Drug Screen	
2	02092302	305.20 305.60	No	No	No	No goal listed	Pickaway Recovery Services	Rural Womens Recovery Center
3	03070851	305.00 305.20	No	Yes	No	No goal listed	None indicated	
4	03050101	303.90 304.30	No	No	Yes AOD	Abstain		Rural Womens Recovery Center
5	03011502	303.9	No	No	No	Improve life Maintain Abstainance	AA	New Horizons Recovery Center Stanton Villa FMC Emergency Services
6	020605C1	304.8	No	No	No	Abstain	Recovery Center New Horizon	FMC Emergency Services Twin Valley New Horizons Recovery Center
7	021023K2		No	No	No	No goal listed	elsewhere	OSU Dr. Randal Colucci Harding
8	021114K1	305.2	No	No	No	Remain Drug Free		
9	03012203	304.31	No	No	Yes AOD	Abuse free lifestyle		Adena
10	030214G1	303.5 304.3	No	No	No	None listed	Recovery Center	Recovery Center River Valley Counseling Community Transition Center
11	03021301	303.9	Women's Group	No	Yes	Abstinence	AA	New Horizons FMC
12	02010804	305.20 305.60	Women's Group	Yes	Yes	Abstain		Recovery Center Children's Services
13	03010704	304.8	No	No	Yes AOD	Withdrawl from use		FMC
14	03032002	304.30 305.00	No	*** Intake only***	No	No goal listed	Health Recovery Services	Bethesda Tri-County Mental Health Hocking County Municipal Court Health and Recovery Services
15	030403K1	292.9	No	No	No	No goal listed	Recovery Center	None
16	02091803		No	Yes AOD		No goal listed		None
17	03011001	305.2	No	Yes AOD		Sobriety	Fayette County Recovery Services	
18	02112501	303.9	No	Yes AOD		No goal listed		None
19	020828K1	305.20 305.00	No	*** Intake only***	No	No goal listed	Referred to Bassett House	None
20	030314K1	304.8	No	Evaluation only**	No	Abstain from all	Recovery Center Pickaway Area Recovery Services	
21	03040102	304.3	No	Yes AOD			Recovery Center	
22	02013005	305.5	Yes MENS	No	Yes	Quit Using All	Recovery Center	
23	03070905	304.8	No	Yes		No goal listed	Recovery Center Jefferson Behavioral Health	New Horizons info no release
24	021215K2	305.9	No	Yes Drug Court		No goal listed	Hockingberry Recovery Center no release	None
25	02073104	305	Former Women's	Yes	Yes	Ongoing Abstainance	Recovery Center	
26	03061204	303.9	No	*** Intake only***	No	No goal listed	Recovery Center	New Horizons Mount Carmel
27	02100702	304.8	No	Yes AOD		No goal listed		None
28	01050901	305.2 305.00	Yes	Yes	Yes	No goal listed		New Horizons
29	03071403	303.9	No	Yes AOD		Clarify level of dependance		New Horizons
30	020906K3	305.00 305.20	No	Yes		No goal listed		None